

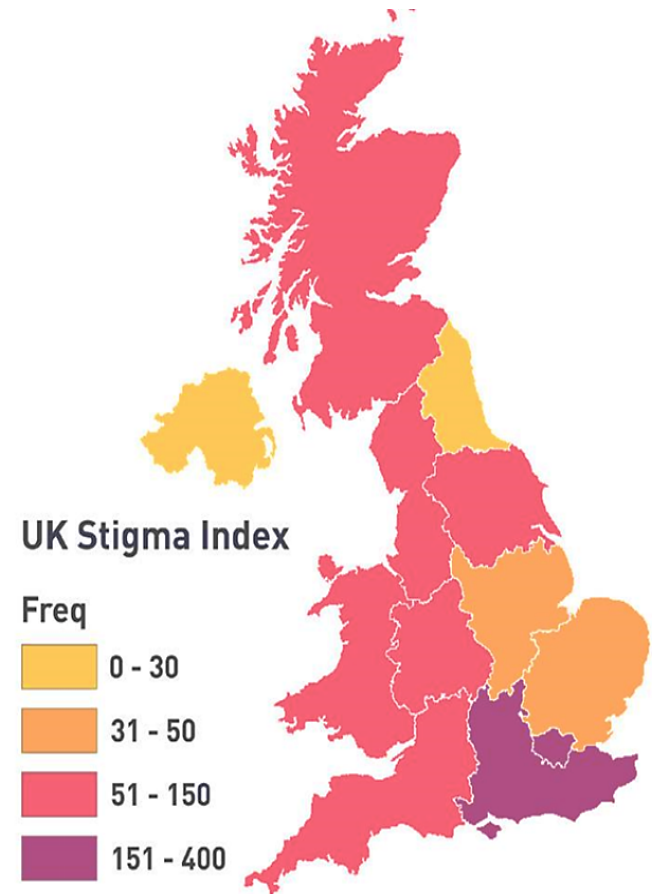
The *People Living with HIV* STIGMASurvey UK 2015 – Experiences of HIV disclosure and stigma in the dental setting

Alastair Hudson – FPA
alastairh@fpa.org.uk
#stigmaindexuk

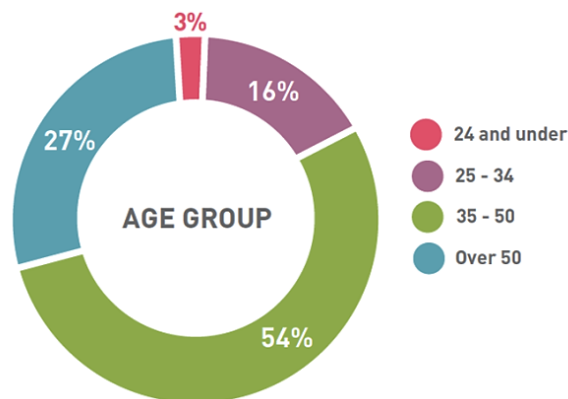
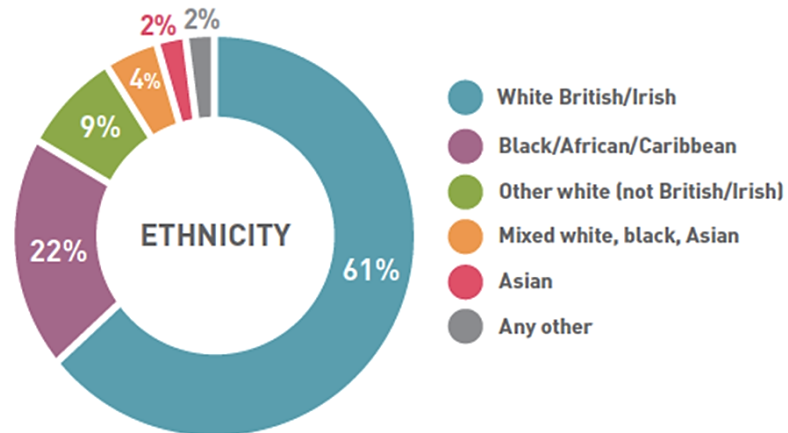
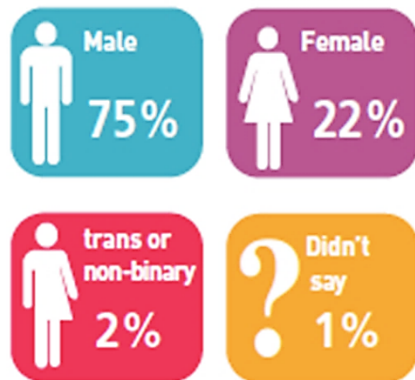
<http://www.stigmaindexuk.org>

Introduction

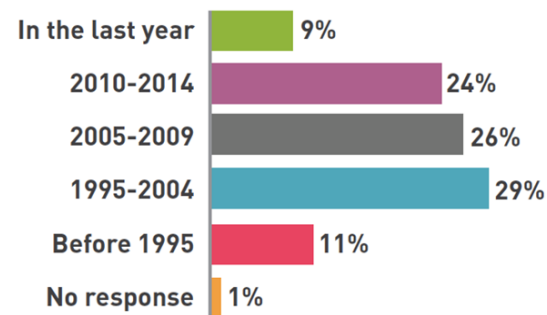
- Community-led survey of **1,576 people** living with HIV throughout the UK
- Recruited from across **120 cross sector community organisations** and **47 NHS HIV clinics**
- Anonymous online survey focusing on lived experiences in past 12 months
- A range of social and healthcare settings including dental practices
- Analyses conducted at Public Health England with dentists and other oral health professionals and community engagement throughout



Who took part?



YEAR OF DIAGNOSIS



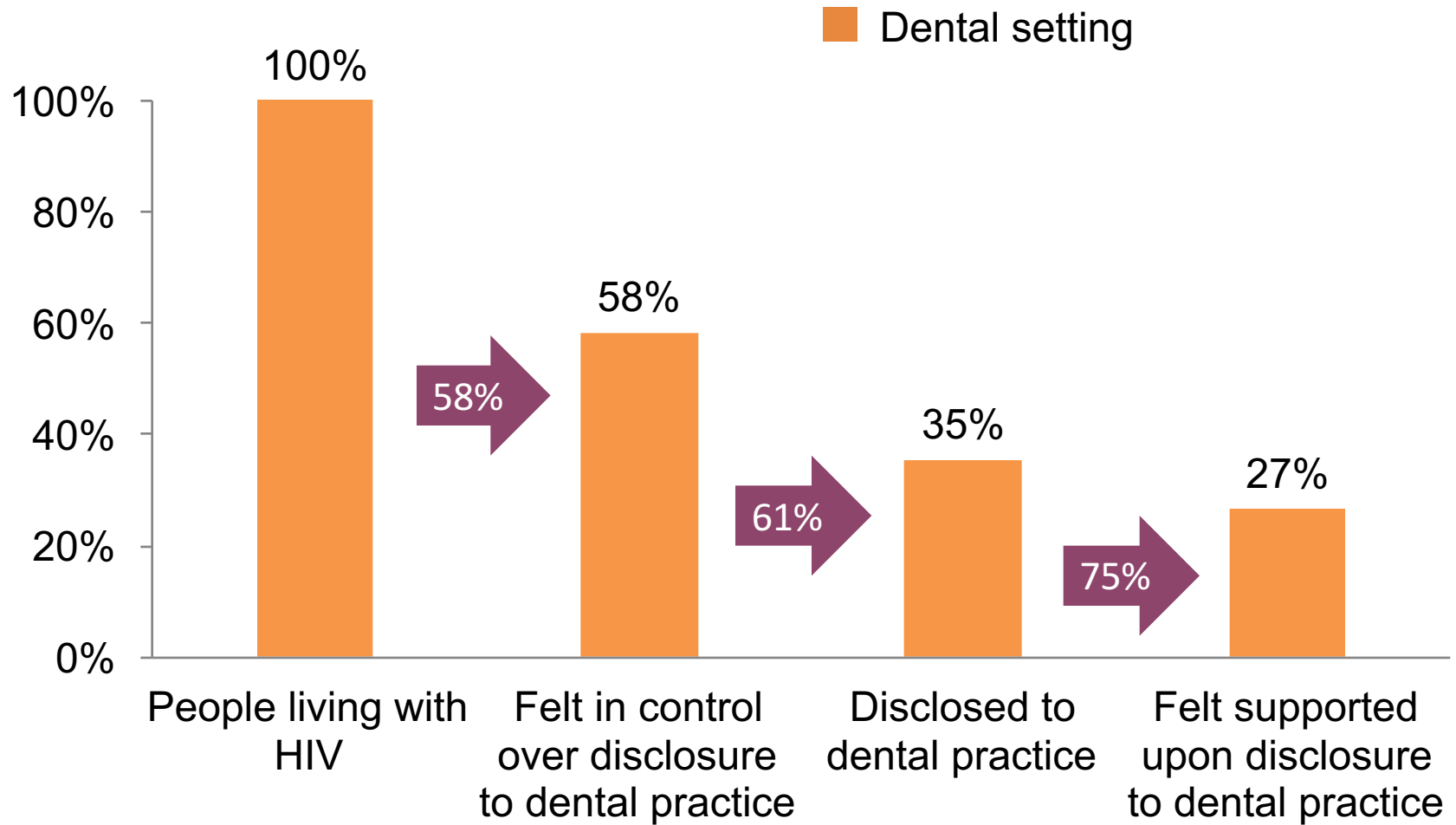
There were more men than women compared to national PHE data

- Describe the current experiences of people living with HIV in the UK who are currently attending dental services
- Examine the factors associated with avoiding dental care and treatment

Methods

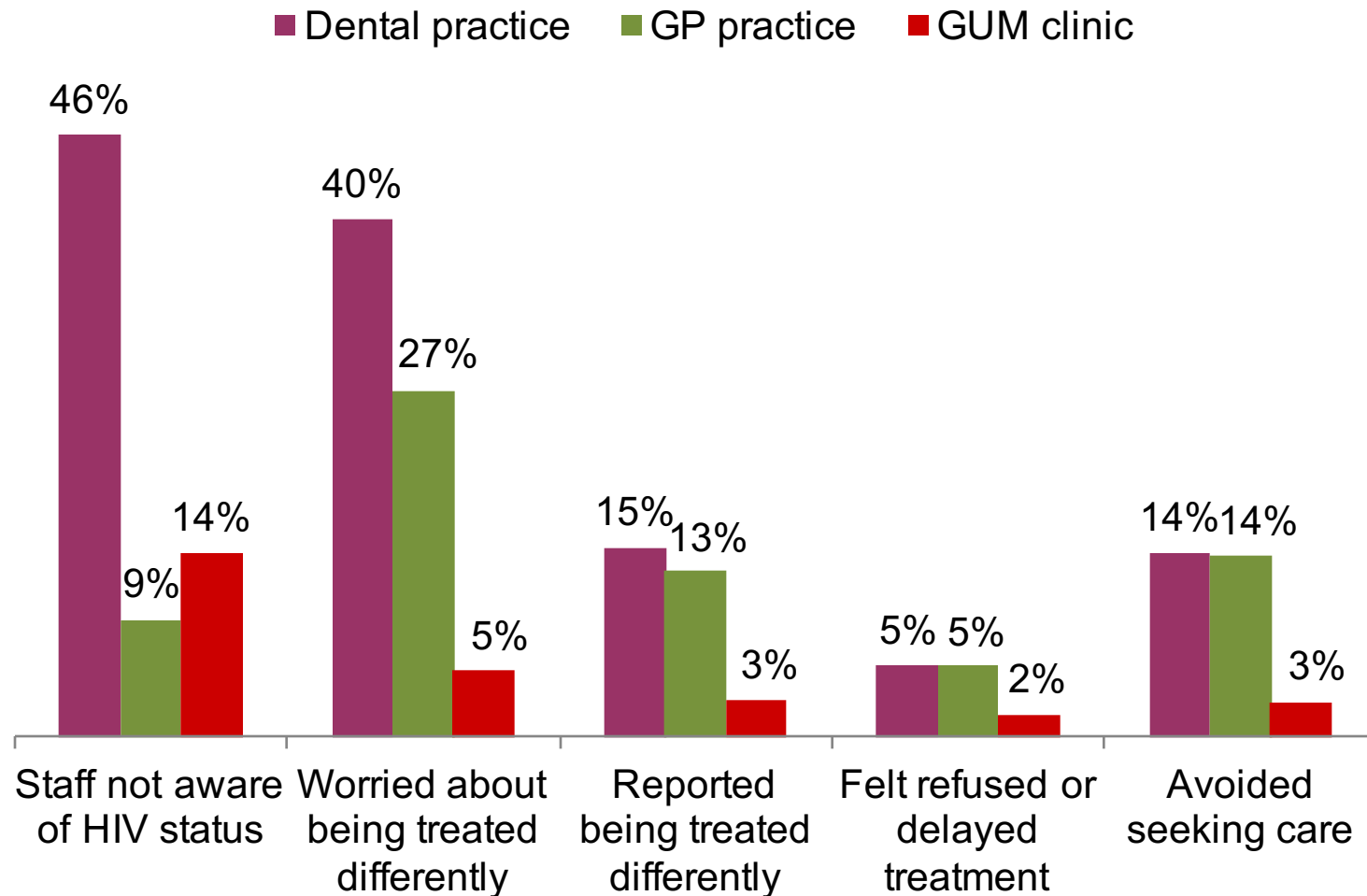
- Descriptive analysis on 1,528 (97%) participants who completed health care section
- Univariate and multivariate logistic regression analyses to describe the experiences of people living with HIV attending dental practices and identify the factors associated with self-avoidance of seeking needed dental care

Awareness of HIV status



HIV disclosure and stigma

Experiences in the dental setting compared to other clinical settings



Multivariate model

Factors associated with avoiding seeking care to dental practices in the past 12 months

	Multivariate model*		
	aOR	95% CI	P-value
Financial commitments			0.297
Keeping up with bills	0.68	(0.45-1.03)	
Keeping up with bills but struggling	1		
Have fallen behind bills	0.79	(0.45-1.39)	
Not stated	1.31	(0.12-14.7)	
Poor self-image			0.008
No	1		
Yes	1.65	(1.14-2.40)	
Felt supported upon disclosure			0.142
Dental staff not aware	1		
Felt not supported upon disclosure	1.46	(0.89-2.30)	
Felt supported upon disclosure	0.85	(0.49-1.48)	
Not reported	1.44	(0.34-6.08)	
Worry about being treated differently			<0.001
No			
Yes	7.52	(4.80-11.76)	
Not reported	0.13	(0.004-4.14)	
Reported being treated differently			<0.001
No	1		
Yes	2.89	(1.86-4.47)	
Not reported	13.91	(0.87-221)	
Felt refused or significantly delayed care			<0.001
No	1		
Yes	6.41	(3.44-11.95)	
Not reported	8.63	(0.70-107)	

*Adjusting for year of diagnosis, gender, age, employment status and for all factors in the table. aOR, adjusted odds ratio; CI, confidence interval, P-value, Chi(2) P-value.

Conclusions

- In 2015 people living with HIV reported experiences of stigma and discrimination in the dental services in the UK
- Over a third did not feel in control over the disclosure of their HIV status to dentist or supported upon disclosure
- Just half of PLHIV had disclosed their HIV status to dental staff
- There was a strong relationship between experiences of HIV related discrimination and avoidance of future dental care

- Relevant educational tools targeting the dental team should be developed to address HIV related stigma and discrimination in this setting

However... what will the future look like?

- Disclosure in the '**Age of Undetectability**' – Would we? ... should we?
- **Undetectable** = **Untransmittable**
- **BHIVA** Guidelines or **BBVA**

Acknowledgments:

S Okala, J Doughty, D Conway, R Watt, R Hale, W Crenna-Jennings, I Lut, L Benton, J Jefferies, P Kirwan, M Hibbert, L Thorley, D Asboe, C Kunda, R Mbewe, Z Jamal, J Morton, M Nelson, H Paterson, M Ross, I Reeves, L Sharp, W Sseruma, G Valiotis, A Wooton, A Hudson V Delpech,

All the participants who gave of their of time and talents to The *People Living with HIV* STIGMA Survey UK 2015



alastairh@fpa.org.uk

<http://www.stigmaindexuk.org>